Fallow elimination study

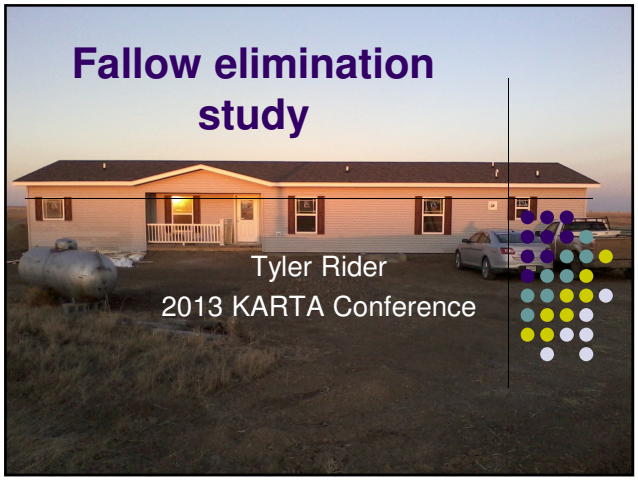

Tyler Rider

2013 KARTA Conference

Fallow elimination study

- Trying no-till wheat/milo/fallow
  - Shorten fallow period
  - Limit yield impact to wheat
  - Glyphosate resistant kochia
- 2 strips of field peas in different yield potential areas

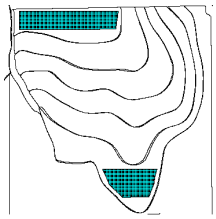

Procedure

- Planted certified Admiral peas on 3/18/11
- Double inoculated
- 1.33 pts/ac Parallel applied on 3/19/11
- Harvested .23 bu/ac peas on 6/22/11
- Planted TAM 111 of 9/26/11
- 6/10/12 wheat harvest
  - JD Greenstar yield data collection
- Processed w/ MPGM

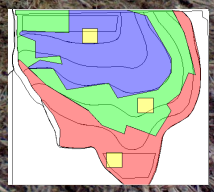

Data selection

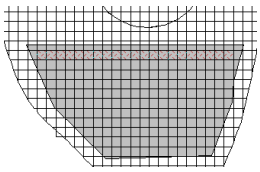

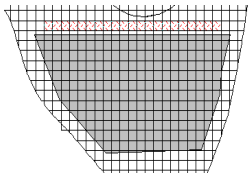

Analysis

Whole field analysis	Pea	No pea
	35.93	30.63

Side by side analysis	1	2	Check	Difference	t test
	45.84		57.83	-11.99	
	45.16		49.65	-4.49	0.13593
Treatment		30.78	31.47	-0.69	
No treatment		32.45	30.60	1.85	0.363581

Conclusions

- Whole field analysis makes it look like a slam dunk to plant field peas before wheat
  - Not an apples to apples comparison
  - 11 ac compared to 89 ac
- Wheat following field peas in a water limited environment yielded less
- Repeated study with results pending
- Looking at increasing field pea acres

2012 trial

Wheat seeding rate

- Historically planted at average 72 lbs/ac
  - Setting is actually 65 lbs/ac
  - Lots of point rows when planting w/ contour
- Is this the correct rate for our farm?
- Planted 50, 65, 80, 95 lbs/ac strips

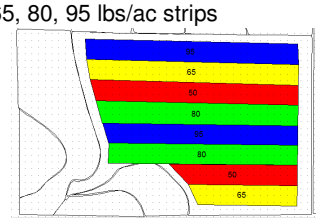

Procedure



- Planted TAM 112
  - 9/26/11
- Took stand counts
  - 11/15/11
- Harvested 6/10/12
  - Yield data collect w/ John Deere Greenstar
- Processed w/ MPGM
- Data collection error

Sample selection



Analysis

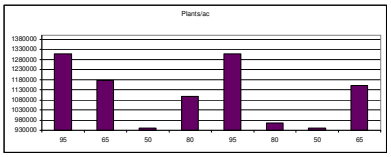

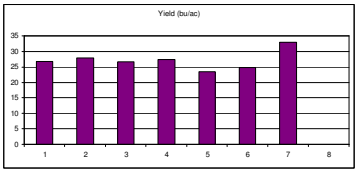

Conclusions

- Bad data = difficultly collecting & analyzing
  - Not impossible
  - Confidence in results
  - Would increased moisture change results
- More plots = hopefully better data
- Thanks KARTA, Dietrich, and Lucas